

Rauchbier

A unique German lager that uses roasted and smoked malts to create a well-balanced beer with a toasty richness. Includes premium Saflager W-34/70 dry yeast.



Brown	IBU's: 20-30	OG: 1.054-1.058
	ABV%: 5.50%-6.0%	Difficulty: Intermediate

Imperial Pale Ale

This beer style has been perfected on the West Coast and we are proud to create an extract version for the homebrewer. This beer is very big, very hoppy and somewhat arrogant. Use your homebrewing skills to make the most of this recipe!



Deep Amber	IBU's: 65-69	OG: 1.081-1.085
	ABV%: 8.0%-8.5%	Difficulty: Easy

Imperial Nut Brown

A rich, complex high-gravity specialty ale. It's a full-bodied brew with plenty of hop character to balance this Imperial-style Brown Ale. The slight caramel and chocolate flavors are followed by a nutty aftertaste. Includes premium Safale S-04 yeast.



Brown	IBU's: 47-50	OG: 1.071-1.075
	ABV%: 7.75%-8.25%	Difficulty: Easy

Black Lager

A smooth European lager with balanced roasted flavors and moderate hop bitterness. Dark brown in color with medium mouthfeel and a dry lingering aftertaste. This "Black Pils" has three hop additions and includes premium Saflager W-34/70 yeast.



Deep Brown	IBU's: 26-30	OG: 1.048-1.052
	ABV%: 4.75%-5.25%	Difficulty: Intermediate

Smoked Porter

Dark brown in color, this rich full-bodied ale is smooth with chocolate and coffee-like overtones. Smoked malt imparts a complex, pleasant aroma and flavor with a balanced and subtle hop finish.



Deep Brown	IBU's: 12-18	OG: 1.058-1.062
	ABV%: 5.75%-6.25%	Difficulty: Intermediate

Russian Imperial Stout

This full-bodied dark brew has an intense roast flavor with a huge malt influence. The hop bitterness is offset by a touch of sweetness from the big malt character. Give this beer some time to mature and consider using an oak alternative for added complexity.



Black	IBU's: 61-64	OG: 1.078-1.082
	ABV%: 8.50%-8.75%	Difficulty: Easy



SEASONAL Recipes

- Summer Ale
- Holiday Ale
- Marzen Festbier
- HopNog

More coming in 2010!

The Brewer's Best® Story

The freshest ingredients, true-to-style recipes, conveniently packaged at an affordable price - that's the Brewer's Best® story. We are the nation's most widely distributed brand of kits and equipment for today's home craft brewer. Our story began nearly 20 years ago when the home brewing industry was in its early stages. Today, we rely on that experience and know-how to create more than 30 varieties of beer offered through our Classic, Premium and Seasonal lines.

Home Starter Kits



Brewer's Best® offers a line of equipment kits that provide the hardware you need to produce quality beer at home. Kits brew a 5-gallon batch of beer and are easily expandable to grow along with your interests and level of craftsmanship. Starter kits make great gifts for the Holidays, Father's Day, Birthdays and College Graduations.

Exclusive Wort Chiller

Brewer's Best® Immersion Wort Chiller is our exclusive design and just one of the fine accessories available to make your brewing experience the best it can be. Consult your local retailer to learn more about all of the accessories available and how they fit your personal home brewing style.



Go to www.brewersbestkits.com for a complete list of products, seasonal offerings and product promotions.

Brewer's Best is registered trademark of LD Carlson Co.



BREWER'S EST. BEST 1992

Beer Ingredient Kit

Everything You Need To Craft Your Best Brew!



- ◆ Malt Extract Syrup
- ◆ Specialty Grains
- ◆ Hops
- ◆ Yeast
- ◆ Spices & Flavorings
- ◆ Grain Bag
- ◆ Priming Sugar
- ◆ Bottle Caps
- ◆ Easy-To-Follow Instructions

- 30+ perfectly crafted recipes to choose from

- Classic, Premium and Seasonal lines

- Easy-to-follow instructions included in each kit

- Great new recipes including premium new products




American Light

This recipe uses the traditional combination of pilsner malt, rice and corn adjuncts. It is light-bodied, refreshing and thirst quenching. A very easy recipe to brew and an excellent entry to craft brewing.

	Straw	IBU's: 13-16	OG: 1.037-1.041
		ABV%: 4.0%-4.5%	Difficulty: Easy


American Cream Ale

An ale version of the American lager style. Clean, light and simple to brew. Faint malt notes with a hint of corn-like presence. An easy drinker.

	Straw	IBU's: 16-18	OG: 1.049-1.053
		ABV%: 5.25%-5.75%	Difficulty: Easy


Continental Pilsner

One of the world's classic beer styles, this recipe is best enjoyed when lagered. Pilsner malt extract produces a straw color. A dry beer that finishes with ample hop bitterness. This kit includes a lager yeast that will also perform well if fermented at ale temperatures.

	Straw	IBU's: 28-33	OG: 1.040-1.044
		ABV%: 4.0%-4.5%	Difficulty: Intermediate


Kölsch

Kölsch is a crisp, clean, easy-drinking ale. It has a straw-yellow hue similar to a pilsner, but is less hoppy, a bit sweeter and uses pale malts and a small amount of wheat. The lager-like characteristics this ale is famous for are achieved by using a liquid Kölsch yeast.

	Pale Gold	IBU's: 25-28	OG: 1.042-1.046
		ABV%: 4.25%-4.75%	Difficulty: Easy


Weizenbier

Wheat malt and European hops create the recipe for this easy-drinking summertime classic. Light-bodied with a smooth finish, our Weizenbier features an authentic dry wheat yeast.

	Deep Gold	IBU's: 6-10	OG: 1.047-1.051
		ABV%: 4.50%-4.75%	Difficulty: Easy


English Pale Ale

A classic English style that yields medium-high bitterness above a foundation of caramel maltiness. Hop character is derived from a heavy bittering addition. This is a well-balanced, drinkable Special Bitter.

	Pale Amber	IBU's: 30-33	OG: 1.042-1.046
		ABV%: 4.25%-4.50%	Difficulty: Easy


American Pale Ale

Perhaps the most widely brewed American style ale. Moderately strong hop aroma and bitterness. Pale ale malt base provides deep gold, almost amber, color and medium-bodied mouthfeel.

	Pale Amber	IBU's: 32-36	OG: 1.051-1.055
		ABV%: 5.0%-5.5%	Difficulty: Easy


Munich Helles

A light-colored German lager with a malty profile. Slightly sweet with just enough bittering hops to balance the malt. This kit includes a lager yeast that will also perform well if fermented at ale temperatures.

	Deep Gold	IBU's: 16-20	OG: 1.045-1.051
		ABV%: 4.75%-5.25%	Difficulty: Intermediate


Vienna Lager

Munich, Vienna and caramel malts combine to provide a rich malt aroma. When lagered this beer will finish clean and dry with no fruity esters. Vienna Lager is moderately hopped. This kit includes a lager yeast that will also perform well if fermented at ale temperatures.

	Medium Amber	IBU's: 24-28	OG: 1.045-1.049
		ABV%: 4.50%-5.0%	Difficulty: Intermediate


India Pale Ale

We use plenty of hops to accent this popular style. From the bittering to the flavoring to the aroma hops, we created the perfect balance for this clean, crisp pale ale.

	Medium Amber	IBU's: 45-49	OG: 1.061-1.065
		ABV%: 5.75%-6.25%	Difficulty: Easy


German Altbier

A classic German style, our Altbier is amber colored with a nice malty character. It is moderately hopped maintaining the true style of this amber hybrid. A great beer to ferment cool and cold condition.

	Medium Amber	IBU's: 38-42	OG: 1.048-1.052
		ABV%: 4.75%-5.25%	Difficulty: Easy


Red Ale

A medium-light bodied ale with a deep red hue. Our Red Ale is smooth and easy drinking. Nice balance of caramel malts and specialty grains. Low hop bitterness.

	Medium Amber	IBU's: 19-23	OG: 1.048-1.052
		ABV%: 5.0%-5.5%	Difficulty: Easy


German Oktoberfest

Amber in color with a nice blend of Munich malt and crystal grains. Medium-bodied, malty and finished with a distinct hop flavor. This kit includes a lager yeast that will also perform well if fermented at ale temperatures.

	Amber	IBU's: 22-25	OG: 1.052-1.056
		ABV%: 5.25%-5.75%	Difficulty: Intermediate


American Amber

Pale ale malt combined with medium caramel malt create a rich, copper color. Bitterness is balanced to match the malt character. Smooth clean finish with moderate carbonation level.

	Medium Amber	IBU's: 29-32	OG: 1.050-1.054
		ABV%: 4.75%-5.25%	Difficulty: Easy


Scottish Ale

Our Scottish Ale is full of caramel malts, both in the extract and specialty grains. Chocolate malt, roasted barley and a touch of smoked malt bring this full-bodied malty ale to completion.

	Amber Brown	IBU's: 15-18	OG: 1.034-1.038
		ABV%: 3.25%-3.50%	Difficulty: Easy


English Brown Ale

This medium-bodied brew has a malty character surrounded by a nutty aroma. Crystal malts with a touch of chocolate malt create the brown color balanced by a subdued hop flavor.

	Brown	IBU's: 21-25	OG: 1.045-1.049
		ABV%: 4.25%-4.75%	Difficulty: Easy


Dunkelweizen

Munich and chocolate malts combine to create a darker, maltier version of its lighter counterpart, Hefeweizen. Amber-brown in color yet medium-bodied with a slightly sweet, bready flavor. A specialty wheat yeast produces the characteristic phenols found in traditional Weizens.

	Brown	IBU's: 10-13	OG: 1.049-1.053
		ABV%: 4.75%-5.25%	Difficulty: Easy


European Bock

A dark, moderately strong malty lager. Our Bock uses Munich malt extracts and darker specialty grains for color adjustment. This kit includes a lager yeast that will also perform well if fermented at ale temperatures.

	Brown	IBU's: 21-23	OG: 1.064-1.068
		ABV%: 6.25%-6.75%	Difficulty: Intermediate


Robust Porter

A classic dark ale featuring chocolate and de-bittered black specialty grains. A nice, hoppy character is balanced well against this roasty full-bodied beer.

	Deep Brown	IBU's: 25-29	OG: 1.051-1.055
		ABV%: 5.0%-5.5%	Difficulty: Easy


Irish Stout

A dark, roasty, creamy ale. Although nearly black in color, this beer is medium-bodied and finishes dry from the roasted barley addition. Maltodextrin creates a thick, long-lasting head.

	Deep Brown	IBU's: 35-38	OG: 1.046-1.050
		ABV%: 4.50%-5.0%	Difficulty: Easy


Imperial Blonde Ale

This recipe produces a malty, high-gravity, full-bodied version of this easy drinking, well-rounded beer style. Golden in color, Imperial Blonde Ale uses the lightest malt extract available and a unique balance of domestic and imported hops. A great recipe if you like big blondes!

	Deep Gold	IBU's: 26-30	OG: 1.067-1.071
		ABV%: 7.0%-8.0%	Difficulty: Easy


Witbier

A classic white ale brewed with wheat, barley, orange peel and coriander. It is lightly hopped and fermented with Safbrew WB-06 resulting in a fruity, spicy, refreshing beer with a dry finish.

	Pale Gold	IBU's: 12-16	OG: 1.045-1.049
		ABV%: 4.50%-4.75%	Difficulty: Intermediate


Dortmunder

This American-style Dortmunder is dark gold with a mild caramel influence from the crystal malt. The hops drive the flavor and help give this brew a nice balance with big body and great mouthfeel. Lager yeast is included.

	Deep Gold	IBU's: 26-28	OG: 1.050-1.054
		ABV%: 5.25%-5.75%	Difficulty: Intermediate

Belgian Tripel

Our Tripel contains one pound of light Belgian candi sugar to create a high gravity beer that is golden in color with a creamy, white head. This kit has plenty of dried malt extract and specialty grains to accent its complexity. The hops create a mild, spicy character.

	Deep Gold	IBU's: 24-30	OG: 1.083-1.086
		ABV%: 8.50%-9.50%	Difficulty: Easy