



## Dortmunder

This American-style Dortmunder is dark gold with a mild caramel influence from the crystal malt. The hops drive the flavor and help give this brew a nice balance with big body and great mouthfeel. Lager yeast is included.

	Deep Gold	IBUs: 26-28	OG: 1.050-1.054
		ABV: 5.25%-5.75%	Difficulty: Intermediate

## Imperial Pale Ale

This beer style has been perfected on the West Coast and we are proud to create an extract version for the homebrewer. This beer is very big, very hoppy and somewhat arrogant. Use your homebrewing skills to make the most of this recipe!

	Deep Amber	IBUs: 65-69	OG: 1.081-1.085
		ABV: 8.0%-8.5%	Difficulty: Easy


## Imperial Nut Brown

A rich, complex high-gravity specialty ale. It's a full-bodied brew with plenty of hop character to balance this Imperial-style Brown Ale. The slight caramel and chocolate flavors are followed by a nutty aftertaste. Includes premium Safale S-04 yeast.

	Brown	IBUs: 47-50	OG: 1.071-1.075
		ABV: 6.75%-7.75%	Difficulty: Easy

## Black Lager

A smooth European lager with balanced roasted flavors and moderate hop bitterness. Dark brown in color with medium mouthfeel and a dry lingering aftertaste. This "Black Pils" has three hop additions and includes premium Saffager W-34/70 yeast.

	Deep Brown	IBUs: 26-30	OG: 1.048-1.052
		ABV: 4.75%-5.25%	Difficulty: Intermediate


## Smoked Porter

Dark brown in color, this rich, full-bodied ale is smooth with chocolate and coffee-like overtones. Smoked malt imparts a complex, pleasant aroma and flavor with a balanced and subtle hop finish.

	Deep Brown	IBUs: 30-36	OG: 1.058-1.062
		ABV: 5.75%-6.25%	Difficulty: Intermediate


## Baltic Porter

This beer has a complex malty flavor profile containing prune, toffee and nutty notes with a hint of roast in the background. Due to its high gravity, a subtle alcohol flavor comes through. A full-bodied, smooth beer that benefits from cellar aging.

	Deep Brown	IBUs: 25-30	OG: 1.065-1.070
		ABV: 7.0%-7.5%	Difficulty: Intermediate

## Whisky Barrel Stout

Specially selected dark malt extracts and specialty grains combine to release a delightful bouquet of chocolate and roast. We have included a package of genuine whisky barrel oak chips to impart flavors of oak and whisky.

	Black	IBUs: 33-38	OG: 1.065-1.061
		ABV: 5.5%-6.0%	Difficulty: Intermediate


## Russian Imperial Stout

This full-bodied dark brew has an intense roast flavor with a huge malt influence. The hop bitterness is offset by a touch of sweetness from the big malt character. Give this beer some time to mature and consider an oak alternative for added complexity.

	Black	IBUs: 61-64	OG: 1.078-1.082
		ABV: 8.50%-8.75%	Difficulty: Easy

## India Black Ale

This Black IPA, a style also known as Cascadian Dark Ale, balances moderate roast character with medium-high bitterness. Briess Special Dark LME and Amber extract provide the fermentable sugars for moderately high alcohol content. A special blend of hops create this IPA's special bitterness, flavoring and aroma.

	Black	IBUs: 60-65	OG: 1.064-1.068
		ABV: 6.40%-7.20%	Difficulty: Easy

## The Brewer's Best® Story

The freshest ingredients, true-to-style recipes, conveniently packaged at an affordable price - that's the Brewer's Best® story. We are the nation's most widely distributed brand of kits and equipment for today's home craft brewer. Our story began over 20 years ago when the home brewing industry was in its early stages. Today, we rely on that experience and know-how to create more than 30 varieties of beer offered through our Classic, Limited Release, Premium and Seasonal lines.



## Beer Brewing Equipment Kits



Brewer's Best® offers a line of equipment kits that provide the hardware you need to produce quality beer at home. As your interests and level of craftsmanship grow, equipment kit accessories are available to fit all your needs. Equipment kits make great gifts for the Holidays, Father's Day, Birthdays and College Graduations.

## Brew Heater and Wort Chiller



Brewer's Best® Immersion Wort Chillers and Brew Heaters are just two of the fine accessories available to make your brewing experience the best it can be. Consult your local retailer to learn more about all of the available accessories and how they



fit your personal home brewing style.



## SEASONAL & LIMITED RELEASE Recipes

- ▶ Maibock (Winter)
- ▶ Pumpkin Spice Porter (Summer)
- ▶ Falconer's Flight® (Winter)
- ▶ Holiday Ale (Autumn)
- ▶ Summer Ale (Spring)
- ▶ HopNog™ (Autumn)
- ▶ PSA IPA (Spring)
- ▶ Oatmeal Stout (Autumn)

Look for other new recipes coming soon.

Go to [www.brewersbestkits.com](http://www.brewersbestkits.com) for a complete list of recipes, products, seasonal offerings and product promotions.

Brewer's Best and the "Dripping B" are registered trademarks of LD Carlson Co.

111028



# BREWER'S

EST. BEST® 1992

## Beer Ingredient Kit

Everything You Need To Craft Your Best Brew!



- ▶ Malt Extract
- ▶ Specialty Grains
- ▶ Hops
- ▶ Yeast
- ▶ Spices & Flavorings
- ▶ Grain Bag
- ▶ Priming Sugar
- ▶ Bottle Caps
- ▶ Easy-To-Follow Instructions



- Classic, Premium, Seasonal and Limited Release lines

- 30+ perfectly crafted recipes to choose from

- Easy-to-follow instructions included in each kit


- Great new recipes including Premium products

Go to [www.brewersbestkits.com](http://www.brewersbestkits.com) to find a retailer near you.




## American Light

This recipe uses the traditional combination of pilsner malt, rice and corn adjuncts. It is light-bodied, refreshing and thirst quenching. A very easy recipe to brew and an excellent entry to craft brewing.

 Straw	IBUs: 13-16 ABV: 4.0%-4.5%	OG: 1.037-1.041 Difficulty: Easy
---	-------------------------------	-------------------------------------

## American Cream Ale

An ale version of the American lager style. Clean, light and simple to brew. Faint malt notes with a hint of corn-like presence. An easy drinker.

 Straw	IBUs: 16-18 ABV: 5.25%-5.75%	OG: 1.049-1.053 Difficulty: Easy
---	---------------------------------	-------------------------------------


## Continental Pilsner

One of the world's classic beer styles, this recipe is best enjoyed when lagered. Pilsner malt extract produces a straw color. A dry beer that finishes with ample hop bitterness. This kit includes a lager yeast that will also perform well if fermented at ale temperatures.

 Straw	IBUs: 28-33 ABV: 4.0%-4.5%	OG: 1.040-1.044 Difficulty: Intermediate
---	-------------------------------	---

## Munich Helles

A light-colored German lager with a malty profile. Slightly sweet with just enough bittering hops to balance the malt. This kit includes a lager yeast that will also perform well if fermented at ale temperatures.

 Straw	IBUs: 17-21 ABV: 4.75%-5.0%	OG: 1.045-1.050 Difficulty: Intermediate
---	--------------------------------	---

## Kölsch

Kölsch is a crisp, clean, easy-drinking ale. It has a straw-yellow hue similar to a pilsner, but is less hoppy, a bit sweeter and uses pale malts and a small amount of wheat. To achieve the lager-like characteristics this ale is famous for, we recommend using a liquid Kölsch yeast. Ask your retailer for details.

 Pale Gold	IBUs: 25-28 ABV: 4.25%-4.75%	OG: 1.042-1.046 Difficulty: Easy
---	---------------------------------	-------------------------------------

## Weizenbier

Wheat malt and European hops create the recipe for this easy-drinking summertime classic. Light-bodied with a smooth finish, our Weizenbier features an authentic dry wheat yeast.

 Deep Gold	IBUs: 6-10 ABV: 4.50%-4.75%	OG: 1.047-1.051 Difficulty: Easy
---	--------------------------------	-------------------------------------

## Rye Pale Ale

A pale ale that uses just the right amount of Rye, Munich and Honey malt to create a unique spiciness. Then we use three different hop varieties to perfectly balance the beer—and it's dry-hopped!

 Pale Amber	IBUs: 40-45 ABV: 5.3%-5.8%	OG: 1.050-1.053 Difficulty: Intermediate
--	-------------------------------	---

## English Pale Ale

A classic English style that yields medium-high bitterness above a foundation of caramel maltiness. Hop character is derived from a heavy bittering addition. This is a well-balanced, drinkable Special Bitter.

 Pale Amber	IBUs: 30-33 ABV: 4.25%-4.50%	OG: 1.042-1.046 Difficulty: Easy
--	---------------------------------	-------------------------------------

## English Bitter

This English style ale combines moderate hop bitterness with a light malty profile. Easy to drink and easy to brew, this ale is well balanced...a great representation of this classic style.

 Pale Amber	IBUs: 32-35 ABV: 3.0%-3.5%	OG: 1.032-1.036 Difficulty: Easy
--	-------------------------------	-------------------------------------


## American Pale Ale

Perhaps the most widely brewed American style ale. Moderately strong hop aroma and bitterness. Pale ale malt base provides deep gold, almost amber color and medium-bodied mouthfeel.

 Pale Amber	IBUs: 32-36 ABV: 5.0%-5.5%	OG: 1.051-1.055 Difficulty: Easy
--	-------------------------------	-------------------------------------

## Vienna Lager

Munich, Vienna and caramel malts combine to provide a rich malt aroma. When lagered this beer will finish clean and dry with no fruity esters. Vienna Lager is moderately hopped. This kit includes a lager yeast that will also perform well if fermented at ale temperatures.

 Medium Amber	IBUs: 24-28 ABV: 4.50%-5.0%	OG: 1.045-1.049 Difficulty: Intermediate
--	--------------------------------	---

## India Pale Ale

We use plenty of hops to accent this popular style. From the bittering to the flavoring to the aroma hops, we created the perfect balance for this clean, crisp pale ale.

 Medium Amber	IBUs: 45-49 ABV: 5.75%-6.25%	OG: 1.061-1.065 Difficulty: Easy
--	---------------------------------	-------------------------------------


## German Altbier

A classic German style, our Altbier is amber colored with a nice malty character. It is moderately hopped maintaining the true style of this amber hybrid. A great beer to ferment cool and cold condition.

 Medium Amber	IBUs: 38-42 ABV: 4.75%-5.25%	OG: 1.048-1.052 Difficulty: Easy
--	---------------------------------	-------------------------------------

## Red Ale

A medium-light bodied ale with a deep red hue. Our Red Ale is smooth and easy drinking. Nice balance of caramel malts and specialty grains. Low hop bitterness.

 Medium Amber	IBUs: 19-23 ABV: 5.0%-5.5%	OG: 1.048-1.052 Difficulty: Easy
--	-------------------------------	-------------------------------------

## German Oktoberfest

Amber in color with a nice blend of Munich malt and crystal grains. Medium-bodied, malty and finished with a distinct hop flavor. This kit includes a lager yeast that will also perform well if fermented at ale temperatures.

 Amber	IBUs: 22-25 ABV: 5.25%-5.75%	OG: 1.052-1.056 Difficulty: Intermediate
---	---------------------------------	---

## American Amber

Pale ale malt combined with medium caramel malt create a rich, copper color. Bitterness is balanced to match the malt character. Smooth clean finish with moderate carbonation level.

 Medium Amber	IBUs: 29-32 ABV: 4.75%-5.25%	OG: 1.050-1.054 Difficulty: Easy
--	---------------------------------	-------------------------------------

## Scottish Ale

Our Scottish Ale is full of caramel malts, both in the extract and specialty grains. Chocolate malt, roasted barley and a touch of smoked malt bring this full-bodied malty ale to completion.

 Amber Brown	IBUs: 15-18 ABV: 3.25%-3.50%	OG: 1.034-1.038 Difficulty: Easy
---	---------------------------------	-------------------------------------


## English Brown Ale

This medium-bodied brew has a malty character surrounded by a nutty aroma. Crystal malts with a touch of chocolate malt create the brown color balanced by a subdued hop flavor.

 Brown	IBUs: 21-25 ABV: 4.25%-4.75%	OG: 1.045-1.049 Difficulty: Easy
---	---------------------------------	-------------------------------------


## Dunkelweizen

Munich and chocolate malts combine to create a darker, maltier version of its lighter counterpart, Hefeweizen. Amber-brown in color yet medium-bodied with a slightly sweet, breadly flavor. A specialty wheat yeast produces the characteristic phenols found in traditional Weizens.

 Brown	IBUs: 10-13 ABV: 4.75%-5.25%	OG: 1.049-1.053 Difficulty: Easy
---	---------------------------------	-------------------------------------

## European Bock

A dark, moderately strong malty lager. Our Bock uses Munich malt extracts and darker specialty grains for color adjustment. This kit includes a lager yeast that will also perform well if fermented at ale temperatures.

 Brown	IBUs: 21-23 ABV: 6.25%-6.75%	OG: 1.064-1.068 Difficulty: Intermediate
---	---------------------------------	---

## Robust Porter

A classic dark ale featuring chocolate and de-bittered black specialty grains. A nice, hoppy character is balanced well against this roasty full-bodied beer.

 Deep Brown	IBUs: 25-29 ABV: 5.0%-5.5%	OG: 1.051-1.055 Difficulty: Easy
--	-------------------------------	-------------------------------------


## Irish Stout

A dark, roasty, creamy ale. Although nearly black in color, this beer is medium-bodied and finishes dry from the roasted barley addition. Maltodextrin creates a thick, long-lasting head.

 Deep Brown	IBUs: 35-38 ABV: 4.50%-5.0%	OG: 1.046-1.050 Difficulty: Easy
--	--------------------------------	-------------------------------------

## Imperial Blonde Ale

This recipe produces a malty, high-gravity, full-bodied version of this easy drinking, well-rounded beer style. Golden in color, Imperial Blonde Ale uses the lightest malt extract available and a unique balance of domestic and imported hops. A great recipe if you like big blondes!

 Deep Gold	IBUs: 26-30 ABV: 7.0%-8.0%	OG: 1.067-1.071 Difficulty: Easy
---	-------------------------------	-------------------------------------

## Witbier

A classic white ale brewed with wheat, barley, orange peel and coriander. It is lightly hopped and fermented with Safbrew WB-06 resulting in a fruity, spicy, refreshing beer with a dry finish.

 Pale Gold	IBUs: 12-16 ABV: 4.50%-4.75%	OG: 1.045-1.049 Difficulty: Intermediate
---	---------------------------------	---

## Belgian Tripel

Our Tripel contains one pound of light Belgian candi sugar to create a high gravity beer that is golden in color with a creamy, white head. This kit has plenty of dried malt extract and specialty grains to accent its complexity. The hops create a mild, spicy character.

 Deep Gold	IBUs: 24-30 ABV: 8.50%-9.50%	OG: 1.083-1.086 Difficulty: Easy
---	---------------------------------	-------------------------------------